



THE GRAND
मराठा
Comfortable Living
SARTHAK SINGAPORE GROUP



20 YEARS • 20,000+ SMILES





ABOUT THE GROUP

- Inception: 2001
- Number of projects: **32+**
- Area of developed land: **6.8 million sq. ft.**
- More than **5000 investors & users** are committed to the group
- **200+ realtor** working under one umbrellalla
- **Credai** member
- **RERA** approved projects.



A.B. ROAD

- Agra-Bombay National Highway – 3 (100 ft road)
- Super Markets like Metro & Best Price in Vicinity
- 10 Minutes away from Vijay Nagar Sq.
- Super Speciality Hospitals like Bombay Hospital, Medanta and Apollo in Surroundings Adjacent to One of the Biggest Educational Institutes
- Lush Green & Serene Ambience
- Best Connectivity for Every Corner of The City
- 30 Minute Away from the Heart of the City Rajwada
- 10 mins from Indore bypass
- Adequately populated area.

शहर के नजदीक शानदार आवासीय परियोजना




The Grand Maratha is a luxurious premium residential plotting project of Sarthak Singapore Group based in Talawali Chanda, AB Road, Indore.



FACILITIES:

- 24x7 Security
 - Entry Gate
 - Garden
 - Concrete Road
 - Good Water Supply
 - Secured Campus
-
- Swimming Pool,
Gym, Club House
(in our personal club)





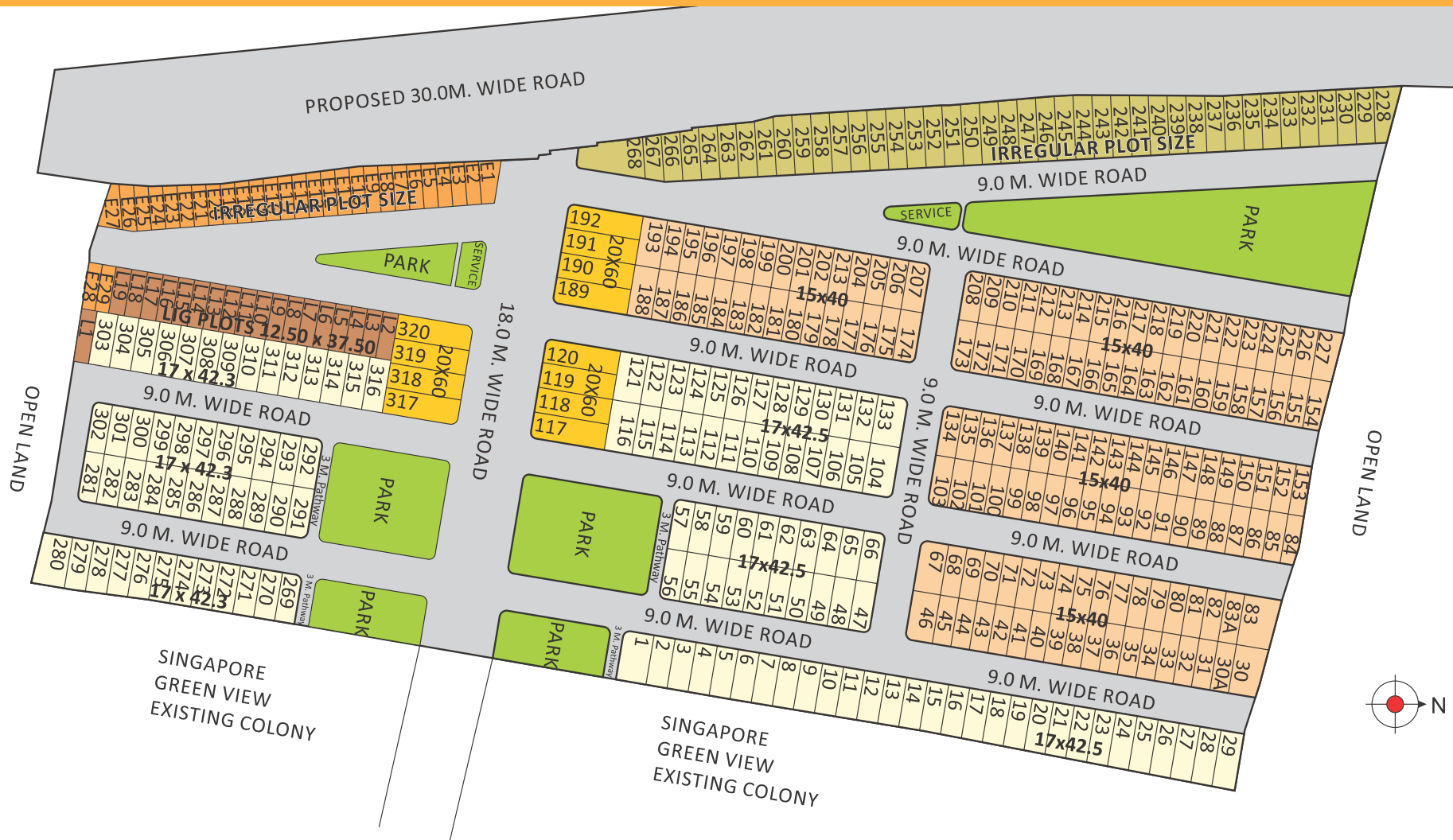






FULLY-PLANNED STRUCTURE

- In the memory of Late Sukhdev Marathe.
- 6 acres of covered campus.
- Unit size – 600, 800, 1200 sq.ft.
- 8km from Vijay Nagar square, more than 6 unique styled community gardens.



" THE GRAND MARATHA "

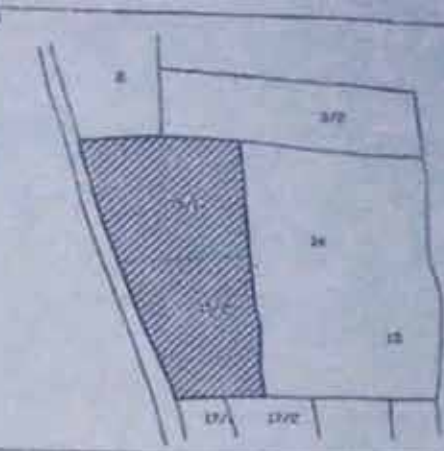
OPEN LAND

Valid up to 30/12/2022
APPROVED
As Per Condition of Sale
Matter No. 1216/2019

Signature
Joint Director
Town & Country Planning
Before 15/7/2022
Signature
Assistant Director
Town & Country Planning
Before 15/7/2022

Signature
15/07/2022

1:4000
N



PROPOSED LAY-OUT PLAN FOR PLOTTED RESIDENTIAL USE ON
KHAIRA NO. 191.103
AT VILLAGE - TALAMBU CHANDA, DIST. - MOORE

S.NO.	AREA IN SQ. M.	AREA IN HA. AS PER MEASUREMENT	OWNER'S NAME
1/1	2.28	2.88	SATISH VIKRAM REAL ESTATE TRUST - ADHIN BOC B. SETHI
1/2	2.28	2.88	

AREA STATEMENT

* TOTAL LAND AREA (AS PER RECORD)	= 44720 SQM.
* AREA AVAILABLE AS PER MEASUREMENT	= 41940 SQM.
* AREA UNDER 18.0M. ROAD	= 2230 SQM. 100%
* NET AREA - PLANNING	= 38810 SQM. 100%
* PARK AREA	= 3881 SQM. 10.00%
* SERVICE AREA	= 300 SQM. 1.00%
* PLOT AREA	= 20175 SQM. 51.96%
* EWS PLOT AREA	= 1070 SQM. 2.78%
* LG PLOT AREA	= 890 SQM. 2.18%
* ROAD & PATHWAY AREA	= 12444 SQM. 32.06%

EWS AREA & LG AREA CALCULATION

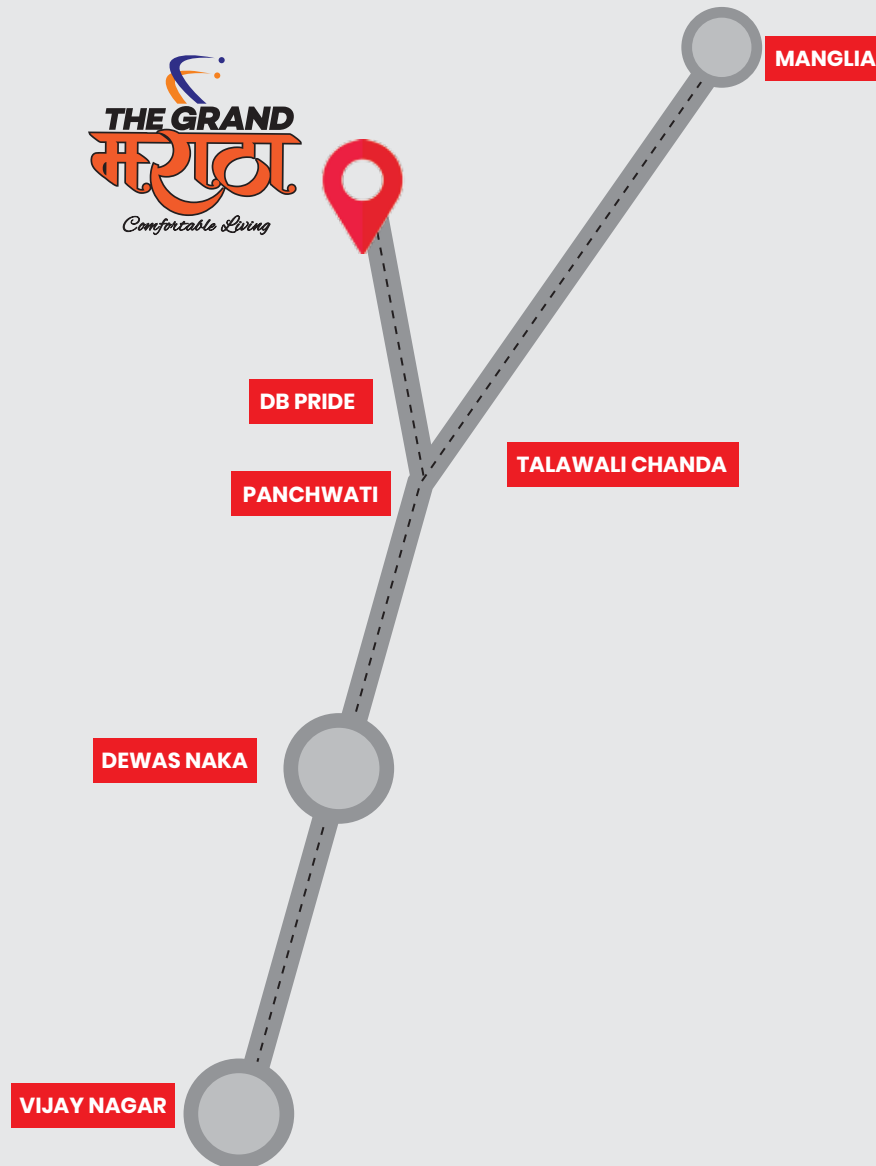
TOTAL NO. OF PLOTS	= 225 NOS.
EWS & LG PLOTS @ 1% OF NO. OF PLOTS	= 48 NOS.
EWS PLOTS @ 3% OF 48 NOS.	= 14 NOS.
LG PLOTS @ 4% OF 48 NOS.	= 19 NOS.

SCALE	DEVELOPER'S SIGN	ARCHITECT'S SIGN
1:1000	<i>Signature</i>	<i>Signature</i>



Signature valid
Digitally signed by KANT
MOOGAL
Date: 2019.12.31 15:37:29 IST

T&CP and Diversion Approved



**NEAREST
TO PRIME
LOCATIONS
OF INDORE.
10 MINUTE
FROM
VIJAY
NAGAR.**



SARTHAK VINAYAK REAL BUILT

12/1, New Palasia, Opp. Bakhatgarh Tower,
Cure Well Hospital Road, Indore (M.P.)
Email : sarthaksingapore@gmail.com

For details please contact :

9425903954, 7471144334, 7471144335

RERA Reference No.: 601141443681 • T&CP NO.: INDLP - 6091

This is only a conceptual presentation of proposed project & not a legal document. Elevations, plans, specifications and amenities shown in this brochure are imaginary & may differ from the original. Further the company reserve all rights regarding this project. Any obligations occur will be settled in Indore jurisdiction only.